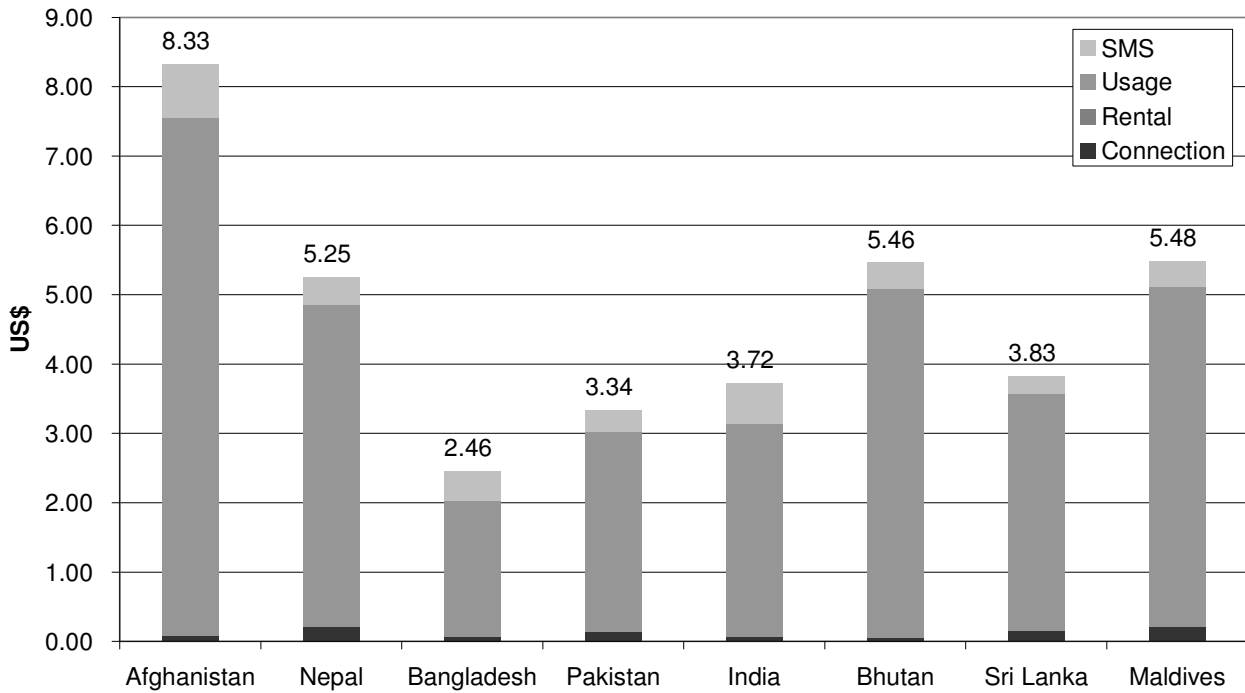


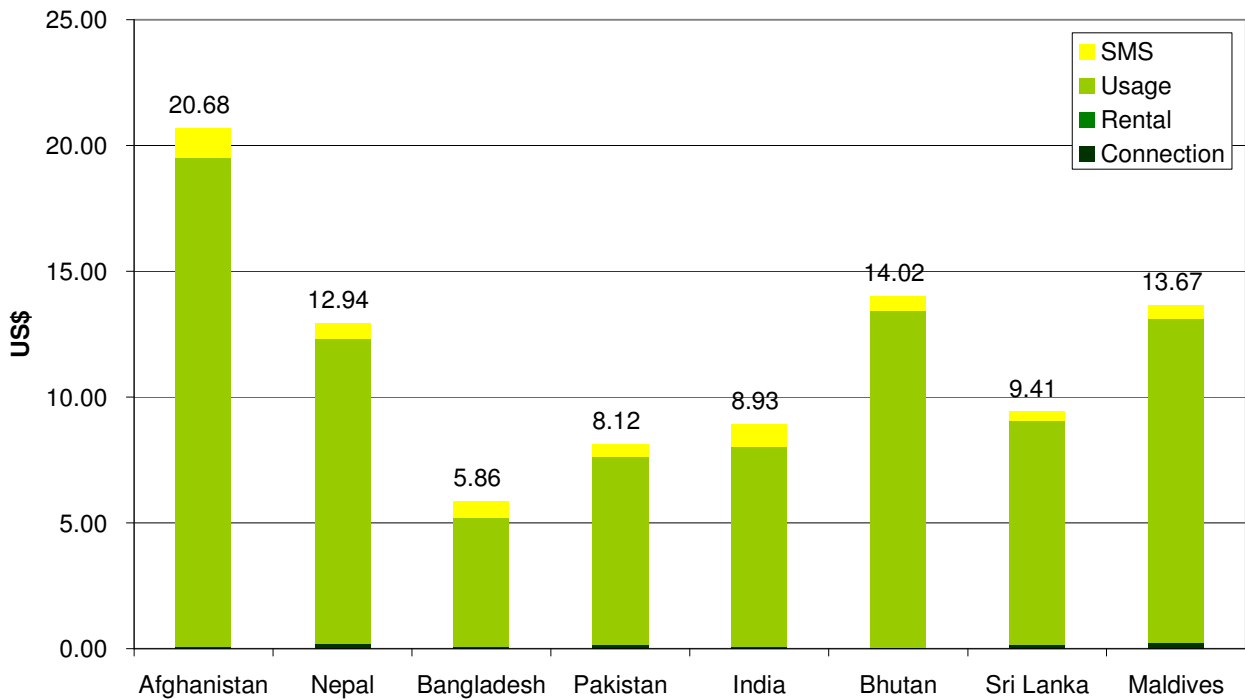
March 2008

Mobile price baskets (USD)

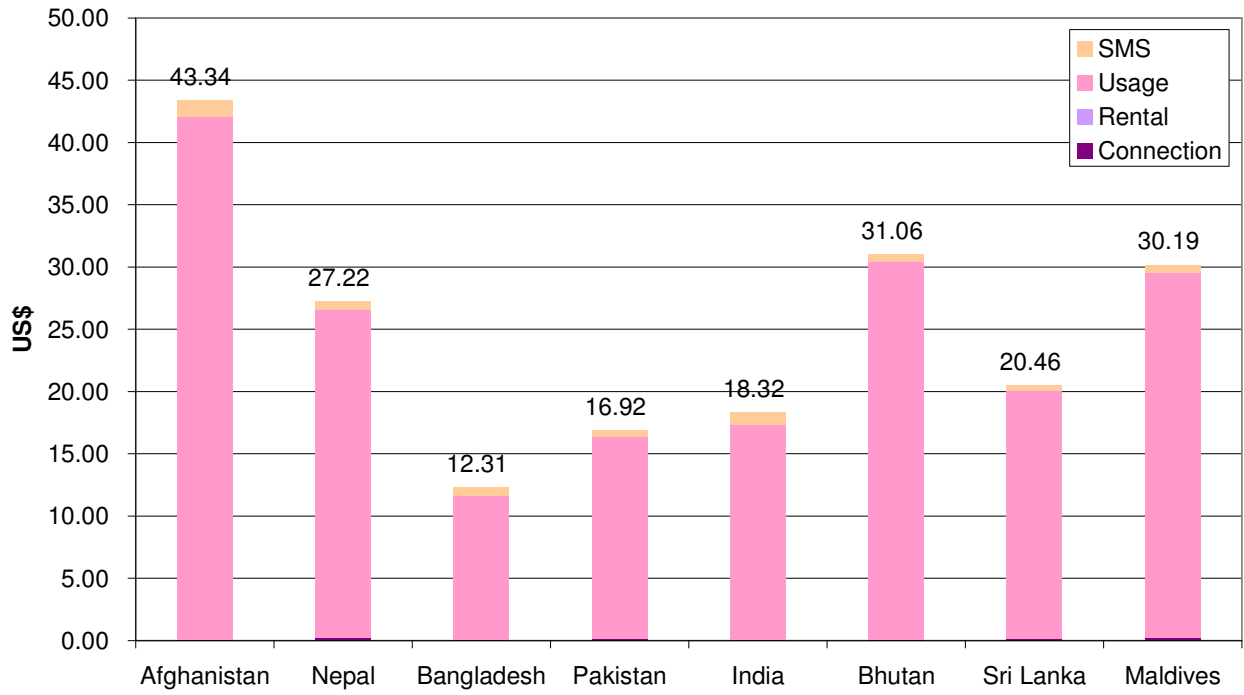
Average monthly prepaid mobile cost for a Low User



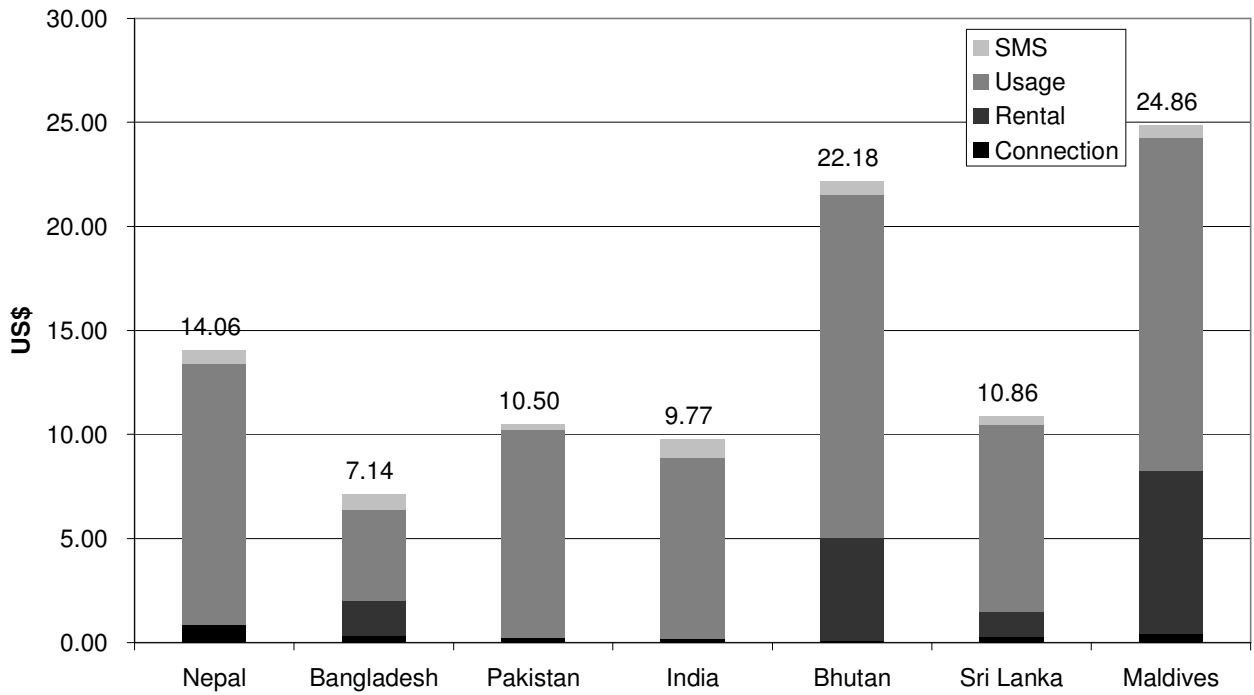
Average monthly prepaid mobile cost for a Medium User



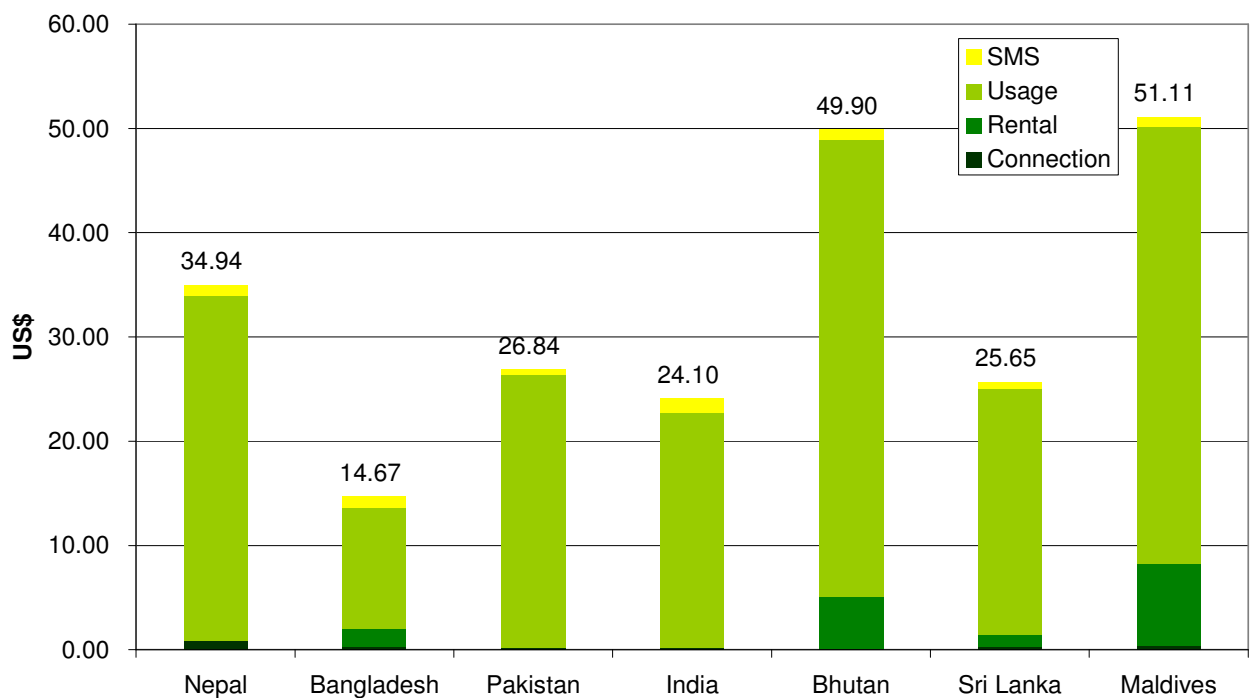
Average monthly prepaid mobile cost for a High User



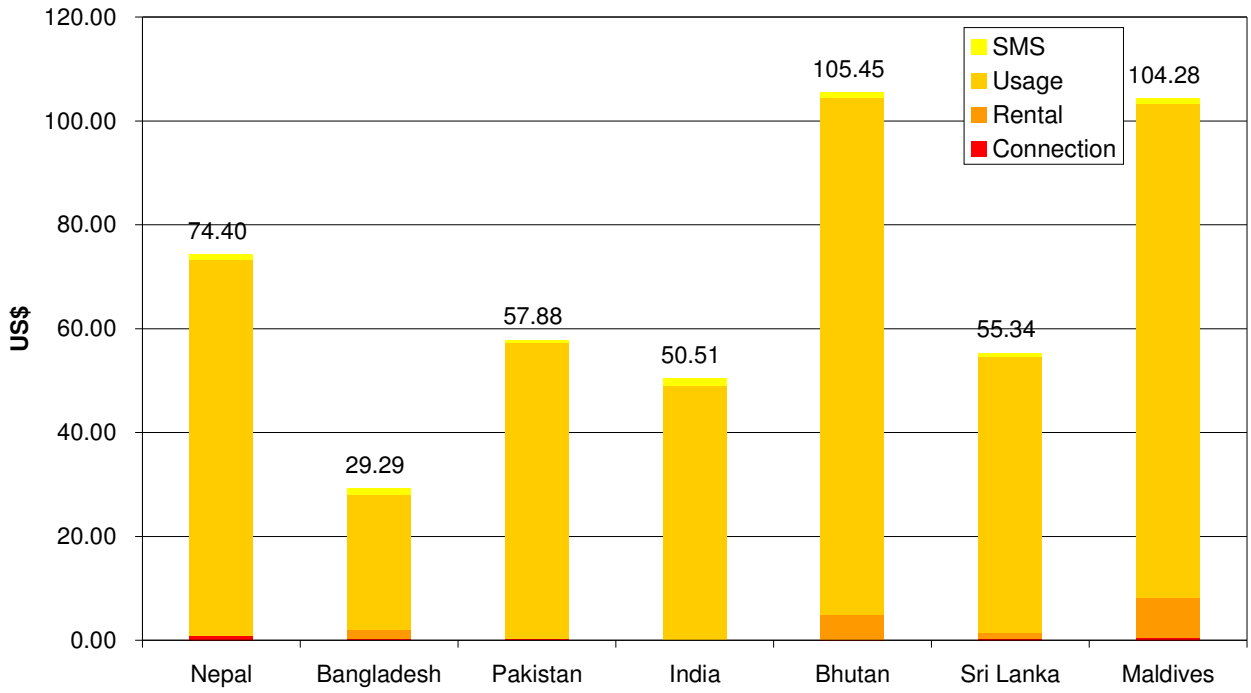
Average monthly postpaid mobile cost for a Low User



Average monthly postpaid mobile cost for a Medium User

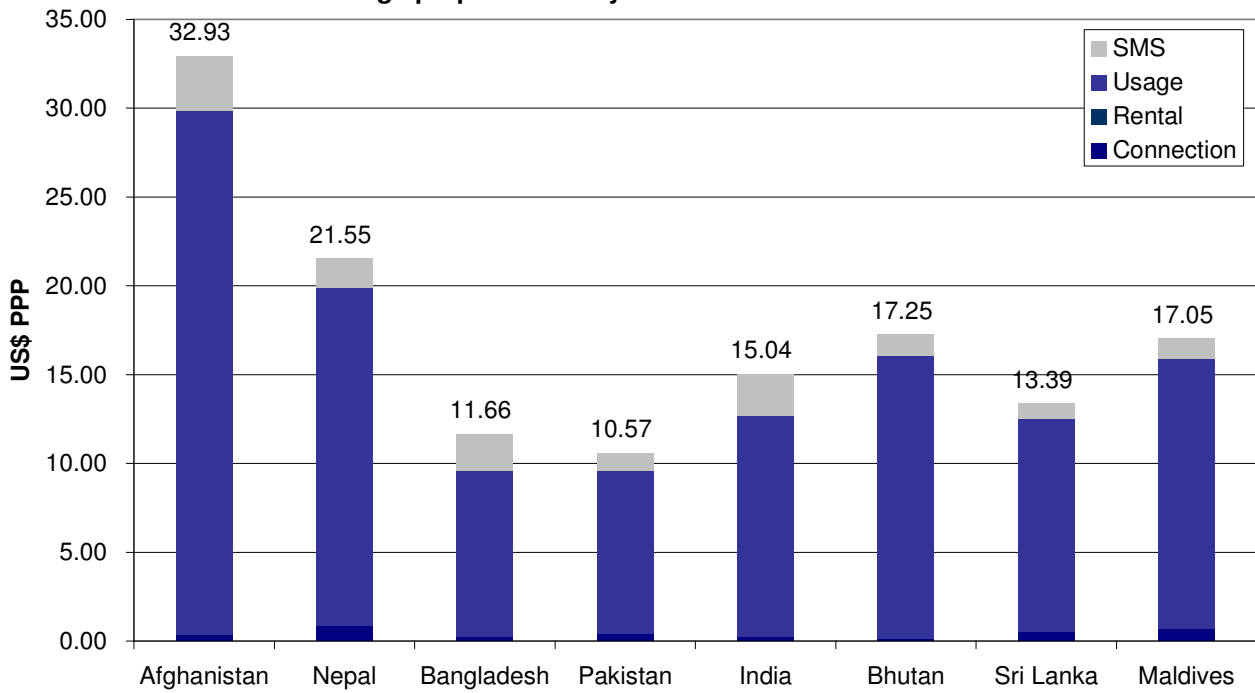


Average monthly postpaid mobile cost for a High User

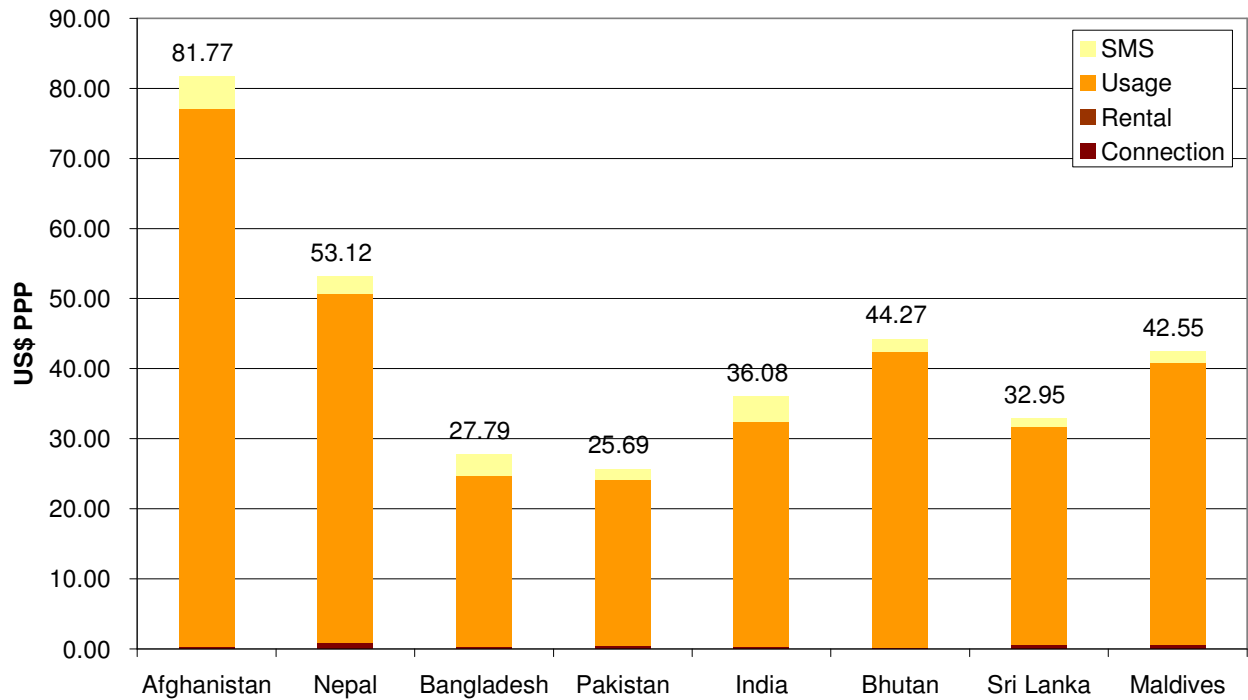


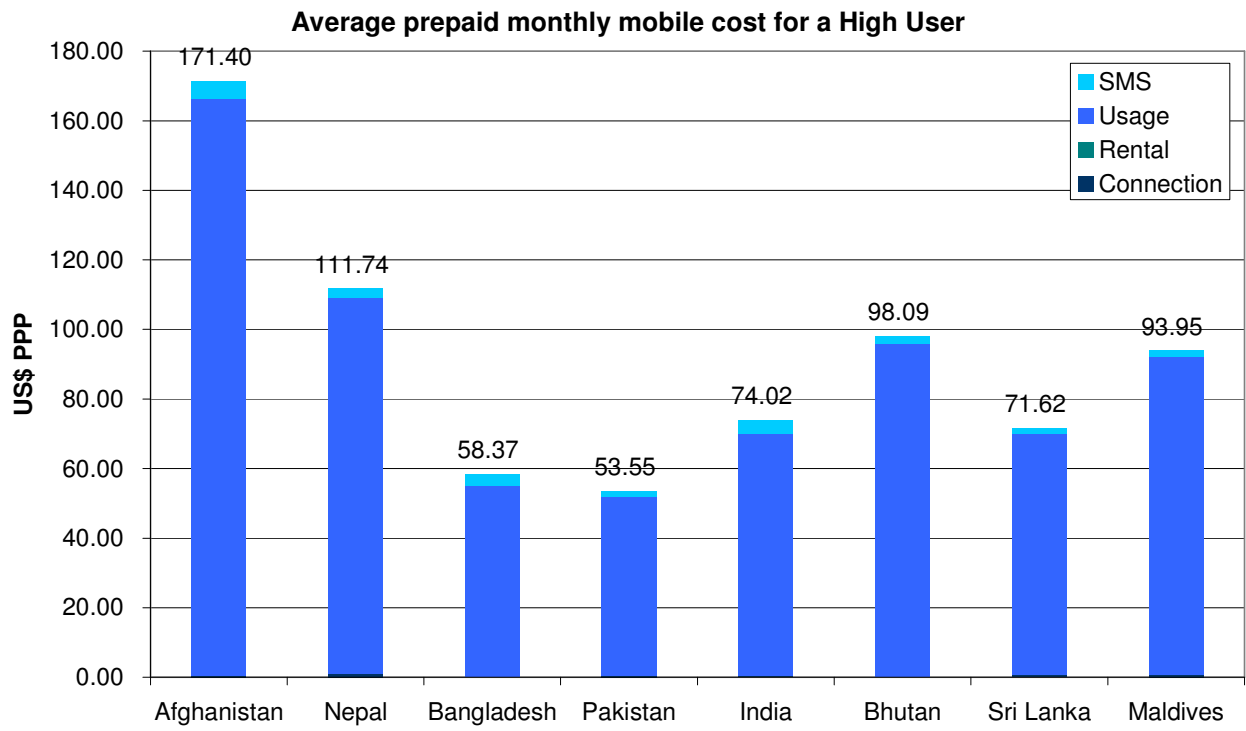
Mobile price baskets (US\$ PPP)

Average prepaid monthly mobile cost for a Low User

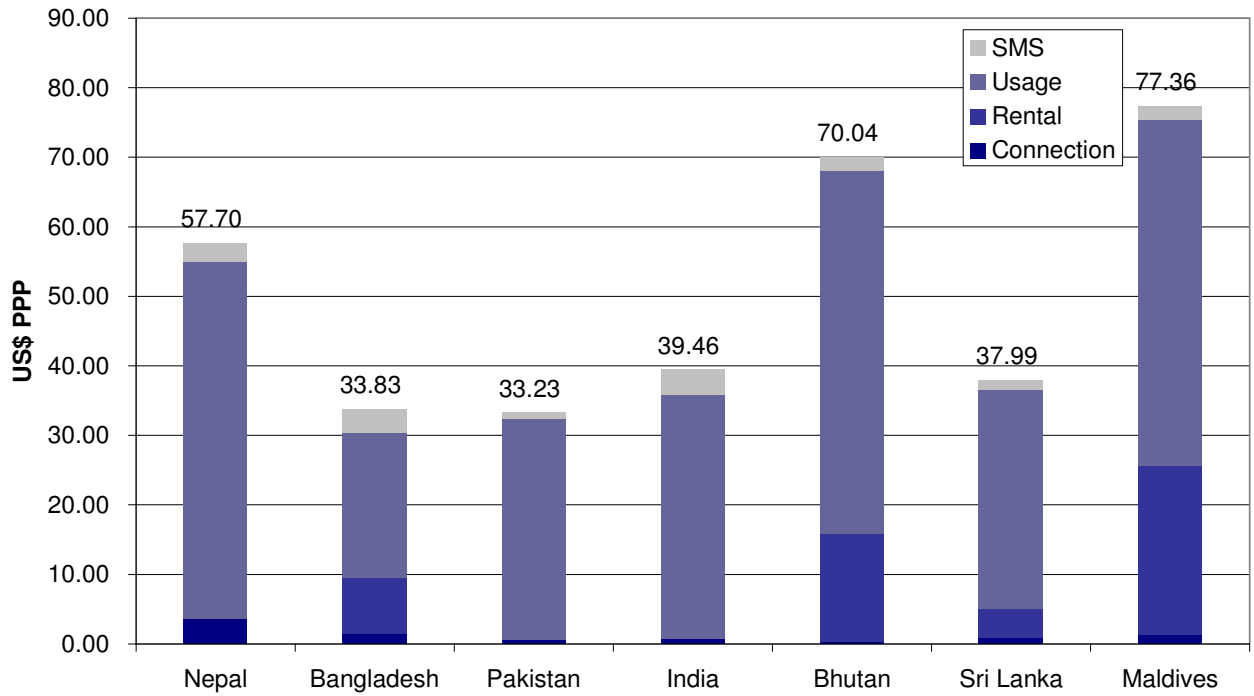


Average prepaid monthly mobile cost for a Medium User

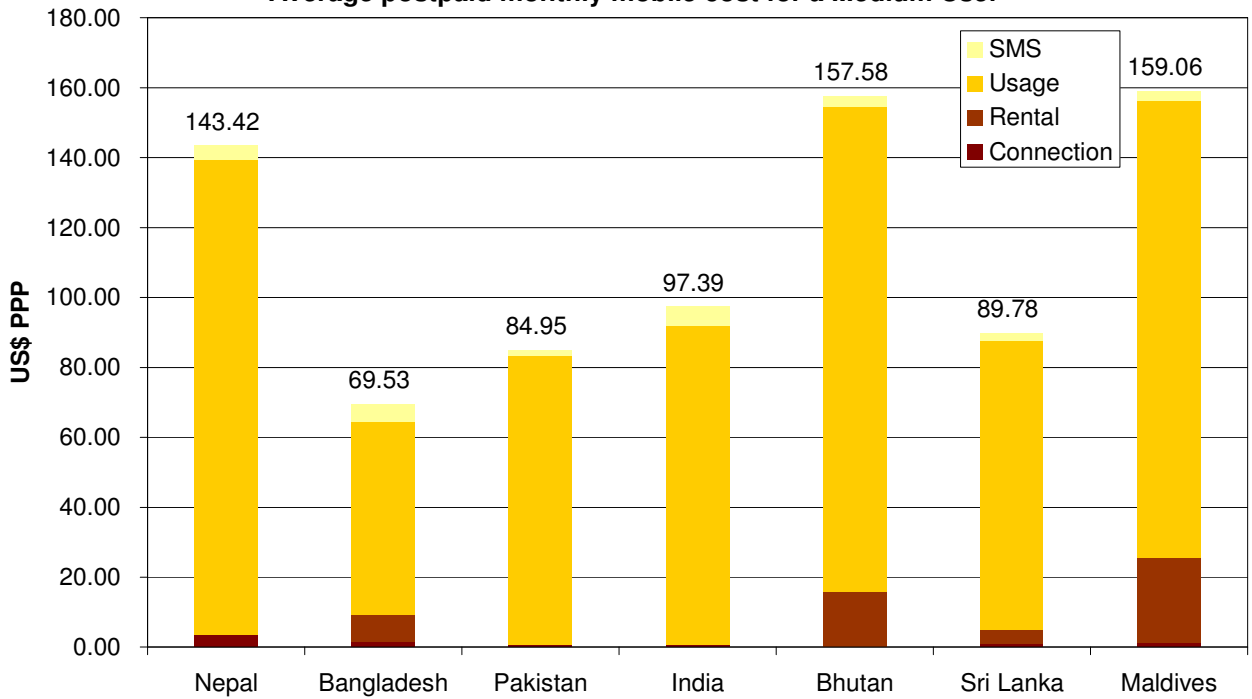


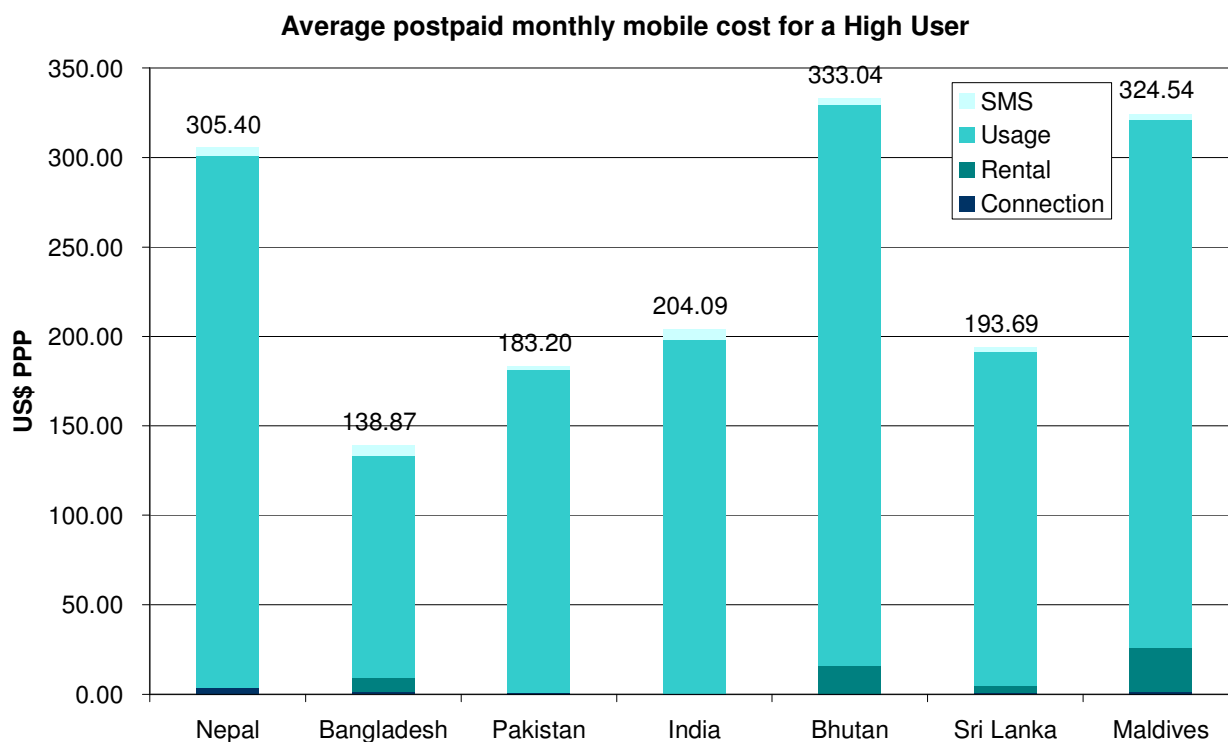


Average postpaid monthly mobile cost for a Low User



Average postpaid monthly mobile cost for a Medium User





Notes

1. The calculation of a price basket is based on OECD methodology. Details of methodology available [here](#). MMS and Voicemail charges and use were excluded from calculation of the basket.
2. Prepaid and postpaid baskets were based on data from Bangladesh (Minutes of Use [MOU] and SMS data, RACE July 2007; Subscriber data, [BTRC](#) September 2007), India ([TRAI](#) September 2007) and Sri Lanka ([Operator data](#) September 2007). Tariff data was based on data for February 2008.
3. A weighted average of MOU and SMS usage based on these three countries and their respective subscriber numbers was used for the calculation of prepaid and postpaid baskets for all eight countries.
4. OECD call distributions by duration, destination, and time of day were used since relevant data for all eight countries was not available publicly. Where this data was available, the distributions were not presented in the form required for calculating the baskets.
5. The most popular/cheapest tariff plans of the largest operator (based on subscriber numbers) were covered for each country.
6. Postpaid packages for Afghanistan were only available to corporate customers and thus were excluded from the basket.
7. Exchanges rates taken from www.xe.com for Afghanistan, Yahoo! Finance for Nepal, Bangladesh, Pakistan, India, Sri Lanka and Maldives, and <http://www.rma.org.bt> for Bhutan.
8. USD PPP estimates for 2008 taken from the IMF World Economic Outlook (WEO) Database (October 2007), available [here](#).

MOBILE PRICE BASKETS (MARCH 2008 v4.1)

Background

Three kinds of price indicators:

- *T-Baskets, OECD* (http://www.teligen.com/t_basket.asp)
OECD-based and OECD-authorized; takes pricing information from the Teligen Master Tariff Database. A technique to create comparable user baskets based on actual user profiles. Takes into consideration most popular plans of the largest operator (based on subscribers) in each country; connection charges and monthly subscription; call, SMS and MMS use; taxes; and free minutes/SMS, etc.
- *The Core ICT Indicators document, Partnership on Measuring ICT for Development* (<http://www.itu.int/ITU-D/ict/partnership/>)
Compares the cost of 100 minutes of use per month (50 minutes of local peak time calling and 50 minutes of local off-peak calling), and is intended to represent an average use basket which is applicable to individual consumers.
- *ITU basket of call charges*
Considers separate indicators for connection charges, rental, SMS and the price of a 3-minute local call.

Why OECD T-Baskets?

- Provides a comprehensive tariff indicator as opposed to other methodologies.
- Has been in use since 1995 with periodic recalibrations and improvements.

Adapted methodology (based on OECD methodology)

1. *Basket composition:*

- The price of the handset and handset subsidies are **not** taken into account in the basket.
- 1/3 of the registration or installation charges (i.e. depreciated over 3 years) where applicable.
- Monthly rental charges and any optional charges that may apply to the package.
- The usage profile will also include a number of SMS messages per month.
- The three user baskets that are taken into consideration are:
 - *Low user basket*
 - *Medium user basket*
 - *High user basket*
- Different baskets were calculated for prepaid and postpaid plans.
- The baskets compositions¹ used are as follows:

	OECD ²	Prepaid basket ³	Postpaid basket ⁴
Voice, minutes of use per month			
Low User	46	68	207
Medium User	119	175	535
High User	256	378	1155
SMS per month			
Low User	33	15	26
Medium User	50	23	39
High User	55	26	43

¹ OECD methodology includes MMS data in addition to call and SMS data; however, due to low use and/or even the lack of provision of this service in the South Asian countries considered here, this component has been removed from our basket comparisons.

² OECD methodology provides call volumes per year. Since data from the countries considered here are available in the form of minutes of use per month or year and not in call volumes, we convert OECD call volumes into minutes of use per year or month, by making use of the average duration of call data (as discussed in point 5).

³ The prepaid basket is based on data from Bangladesh (MOU and SMS data, RACE July 2007; Subscriber data, [BTRC](#) September 2007), India ([TRAI](#) September 2007), and Sri Lanka ([Operator data](#) September 2007) weighted by total mobile subscriber data for the three countries, and was used to calculate the baskets for all 8 countries. Only average/medium user data is available publicly, therefore the OECD low:medium:high user ratios were applied to the prepaid and postpaid baskets.

⁴ This basket is based on data as specified above.

2. *Call destination (in minutes):*

- a. Local area fixed line: this is used to accommodate the tariffs that have separate charges for the local area. When such charges are not available, this proportion of minutes is included in the 'National fixed line' category.
- b. National fixed line: this covers all fixed line minutes outside the local area, except in cases as noted above.
- c. Same network mobile (On-net): this includes all minutes to mobiles in the same mobile network as the caller. In the case of differences between on-net local and national tariffs, the total on-net minutes are weighted by 65% to 35% respectively and total charges are calculated based on this split.
- d. Other network mobile (Off-net): this includes minutes to all other mobile networks in the caller's country. When the charges are different depending on destination network, the market shares based on subscriber numbers are used for weighting the charges. Up to three other networks will be considered in each country.
- e. Distribution of minutes across different destinations are given as a percentage of the total number of minutes used/month. This distribution was used across all baskets:

Call made to	Low User	Medium User	High User
Local, Fixed line	0.16	0.15	0.14
National, Fixed line	0.08	0.08	0.08
On-net, Mobile	0.52	0.52	0.51
Off-net, Mobile	0.24	0.26	0.28
Voicemail ⁵	0.00	0.00	0.00

3. *SMS destination:*

- a. On-net: this includes all SMSs to mobiles in the same mobile network as the sender. In the case of differences between on-net local and national tariffs, the total on-net SMSs are weighted by 65% to 35% respectively and total charges are calculated based on this split.
- b. Off-net: this includes SMSs to all other mobile networks in the sender's country. When the charges are different depending on destination network, the market shares based on subscriber numbers are used for weighting the charges. Up to three other networks will be considered in each country.

SMS	Low user	Medium user	High user
On-net	0.65	0.65	0.65
Off-net	0.35	0.35	0.35

4. *Peak/off-peak differentials:* Instead of splitting time and day into distinct times and days the following approach will be used:

- a. Peak at weekdays – most expensive time during daytime
- b. Off-peak at weekdays – cheapest time before midnight
- c. Weekend – at daytime Sundays
- d. Distribution of minutes over time of day is given as a percentage of the number of minutes⁶:

	Low User	Medium User	High User
Peak	0.48	0.50	0.60
Off peak	0.25	0.24	0.19
Weekend	0.27	0.26	0.21

5. *Call duration:* There will be four separate call durations:

- a. Local and national fixed line calls
- b. Same network mobile calls (On-net)
- c. Other network mobile calls (Off-net)
- d. Voicemail calls
- e. Call durations for each basket:

By duration	Low User	Medium User	High User
Local and national, Fixed line	1.5	1.8	1.7
On-net, Mobile	1.6	1.9	1.9
Off-net, Mobile	1.4	1.7	1.8

⁵ As of February 2006, OECD baskets take voicemail into consideration; however this service/feature is not included in the Asian-based baskets at this time (due to low use and/or even the lack of provision of this service) and the OECD call distributions have been adjusted accordingly.

⁶ Where there are no separate peak and off-peak charges (as in the case of India, Nepal, and Pakistan), the distribution of minutes over time of day was not applied to the baskets.

6. *Treatment of taxes:* Tariffs include value added tax (VAT), goods and services tax (GST) and/or any other communication levies.
7. *Inclusive minutes and SMS messages:*
 - a. Any inclusive minutes will be deducted from the basket before starting the calculation of usage cost. The inclusive minutes are assumed to be used up with the same calling pattern is described in the basket i.e. the same/peak off-peak ratio and the same distribution across destinations. Where the inclusive minutes are clearly limited to specific destinations or times of day this will be taken into account. No transfer of unused minutes is taken into account.
 - b. Any inclusive SMS message will be deducted from the basket before starting the calculation of SMS cost, up to the number of messages in the basket.
8. *Selection of package and operator:*
 - a. The largest operator (by subscriber numbers) in each country is considered.
 - b. The cheapest tariff plan of the largest operator is considered:
 - for prepaid – plans with the lowest connection charges; and
 - for postpaid – plans with the lowest rental are considered.
 These plans are applied across all three baskets (low, medium and high).⁷
9. *Timeframe:* Basket results are calculated for a period of one month.
10. *Currency calculations:* Tariffs are made available in US\$ and US\$ PPP.
11. *Other assumptions:*
 - a. For most countries considered here, data on call and SMS distributions by destination, time of day and duration were not publicly available. Where available, these distributions were not presented in the form required for calculating the baskets, and available only for average users (i.e. applicable to medium user baskets). As such the latest OECD weights have been utilized (detailed above in points 2, 3, 4, and 5) to calculate the price baskets for all eight countries. While the OECD weights may not reflect Asian usage patterns accurately, they were loosely verified using LIRNEasia's Teleuse@BOP findings and were deemed applicable for use.
 - b. Incoming call charges have been considered in the construction of the baskets, on the assumption that outgoing minutes = incoming minutes. Every country considered here is given an incoming component – and in CPP countries (Afghanistan, Nepal, Pakistan, India, Bhutan, and Maldives) the price is zero; in RPP countries (Bangladesh and Sri Lanka) this value is zero or close to zero, largely due to the number of free incoming minutes provided in the plans considered.

Tariff packages

1. Afghanistan – Roshan⁸
 - a. Prepaid – SIM Aali
2. Nepal – Mero Mobile
 - a. Postpaid – Postpaid
 - b. Prepaid – Access
3. Bangladesh – Grameen Phone
 - a. Postpaid – Xplore1
 - b. Prepaid – Smile
4. Pakistan – Mobilink
 - a. Postpaid – Indigo Freedom Plan 1
 - b. Prepaid – Jazz Budget

⁷ Although it would seem more suitable to apply a plan targeted at low users (assuming plans with low rental + high usage charges are targeted at this group of users) for low user baskets, and a plan targeted at medium and higher users (assuming high rental + low usage charges are targeted at these groups of users) for medium and high user baskets, the difficulties in deciding which plans to consider based on the assumptions mentioned, and the lack of information on who uses which plans (i.e. are we certain that low, medium and high users of mobile opt for the plans targeted at them?) render this almost impossible. Also, the use of varying tariff plans across different user baskets makes the comparison of results from one country to another somewhat arbitrary.

⁸ Postpaid packages are only available to corporate customers and thus were excluded from the basket.

5. India – Bharti Airtel
 - a. Postpaid – Advance Rental Plan
 - b. Prepaid – Regular
6. Bhutan – B-Mobile
 - a. Postpaid – Super 200 Plan
 - b. Prepaid – Prepaid
7. Sri Lanka – Dialog GSM
 - a. Postpaid – Lite 103
 - b. Prepaid – KIT Standard
8. Maldives – Dhiraagu
 - a. Postpaid – Basic
 - b. Prepaid – Prepaid

Mobile tariff comparison

POSTPAID				NEPAL	BANGLADESH	PAKISTAN	INDIA			BHUTAN		SRI LANKA	MALDIVES
				Postpaid	Xplore1	Indigo Freedom Plan 1	Advanced Rental Plan			Super 200 Plan		Lite 103	Basic
Connection Charges				31.25	11.66	7.98	6.31			2.48		9.33	15.55
Subscription (rental) fee				0	1.46	0	0			4.96		0.93	7.81
Free minutes (in local currency)				7.81	N/A	N/A	N/A			3.72		First 3 minutes incoming free	N/A
							Local	National	CDMA	Local	National		
Usage charges	Fixed	Incoming	Peak	0	0	0	0	0	N/A	0	0	0.056	0
			Off-peak	N/A	0	N/A	N/A	N/A	N/A	0	0	0.019	0
			Weekend	N/A	N/A	N/A	N/A	N/A	N/A	0	0	0.019	0
		Outgoing	Peak	0.047	0.022	0.046	0.025	0.061	N/A	0.056	0.112	0.056	0.094
			Off-peak	N/A	0.022	N/A	N/A	N/A	N/A	0.045	0.093	0.047	0.070
			Weekend	N/A	N/A	N/A	N/A	N/A	N/A	0.037	0.074	0.019	0.043
	On-net	Incoming	Peak	0	0	0	0	0	N/A	0	0	0.056	0
			Off-peak	N/A	0	N/A	N/A	N/A	N/A	0	0	0.019	0
			Weekend	N/A	N/A	N/A	N/A	N/A	N/A	0	0	0.019	0
		Outgoing	Peak	0.047	0.022	0.037	0.025	0.061	N/A	0.056	0.112	0.028	0.094
			Off-peak	N/A	0.004	N/A	N/A	N/A	N/A	0.045	0.093	0.028	0.070
			Weekend	N/A	N/A	N/A	N/A	N/A	N/A	0.037	0.074	0.019	0.043
	Off-net	Incoming	Peak	0	0	0	0	0	N/A	0	0	0	0
			Off-peak	N/A	0	N/A	N/A	N/A	N/A	0	0	0	0
			Weekend	N/A	N/A	N/A	N/A	N/A	N/A	0	0	0	0
		Outgoing	Peak	0.063	0.022	0.060	0.025	0.061	N/A	0.130	0.130	0.056	0.102
Off-peak			N/A	0.022	N/A	N/A	N/A	N/A	0.130	0.130	0.047	0.102	
Weekend			N/A	N/A	N/A	N/A	N/A	N/A	0.130	0.130	0.019	0.043	
Free SMS				N/A	N/A	10	N/A			N/A		N/A	N/A
SMS charges		Basic charge		N/A	N/A	0.016	0.025	0.050	0.025	N/A		N/A	N/A
		On-net		0.02	0.02	N/A	N/A	N/A	N/A	0.025		0.009	0.016
		Off-net		0.03	0.03	N/A	N/A	N/A	N/A	0.025		0.019	0.039
Free MMS				N/A	N/A	N/A	N/A			N/A		N/A	N/A
MMS Charges		Basic charge		0.078	0	0.096	0.126			N/A		N/A	0.039
		On-net		N/A	N/A	N/A	N/A			N/A		0.019	N/A
		Off-net		N/A	N/A	N/A	N/A			N/A		0.065	N/A
Voice-mail		Registration											
		Deposit								0.025			
		Retrieval		0.047	0	0.064	0.076			0.025		0.028	0
Exchange rate: USD 1 =				NPR 64.00	BDT 68.63	PKR 62.65	INR 39.61			BTN 40.29		LKR 107.20	MVR 12.80
Source				Yahoo! Finance	Yahoo! Finance	Yahoo! Finance	Yahoo! Finance			http://www.rma.org.bt		Yahoo! Finance	Yahoo! Finance

PREPAID		AFGHANISTAN	NEPAL	BANGLADESH	PAKISTAN	INDIA		BHUTAN	SRI LANKA	MALDIVES		
		SIM Aali	Access	Smile	Indigo Freedom Plan 1	Regular		Prepaid	KIT Standard	Prepaid		
Connection Charges		3.04	7.80	2.19	4.79	2.50		1.86	5.60	7.73		
Subscription (rental) fee		0	0	0	0	0		0	0	0		
Free minutes (in US\$)		2.00	1.56	0	0	0		1.24	First minute incoming free	0		
Usage charges	Fixed	Incoming	Peak	0	0	0	0	0	0	0.056	0	
			Off-peak	0	N/A	0	N/A	N/A	N/A	0	0.019	0
			Weekend	N/A	N/A	N/A	N/A	N/A	N/A	0	0.019	0
			Other	N/A	N/A	N/A	N/A	N/A	N/A	N/A	0.019	N/A
		Outgoing	Peak	0.111	0.055	0.029	0.046	0.025	0.069	0.067	0.056	0.078
			Off-peak	0.111	N/A	0.029	N/A	N/A	N/A	0.063	0.065	0.063
			Weekend	N/A	N/A	N/A	N/A	N/A	N/A	0.045	0.028	0.043
			Other	N/A	N/A	N/A	N/A	N/A	N/A	N/A	0.047	N/A
	On-net	Incoming	Peak	0	0	0	0	0	0	0	0	
			Off-peak	0	N/A	0	N/A	N/A	N/A	0	0	0
			Weekend	N/A	N/A	N/A	N/A	N/A	N/A	0	0	0
			Other	N/A	N/A	N/A	N/A	N/A	N/A	N/A	0	N/A
		Outgoing	Peak	0.111	0.055	0.029	0.033	0.025	0.069	0.067	0.037	0.078
			Off-peak	0.111	N/A	0.009	N/A	N/A	N/A	0.063	0.065	0.063
			Weekend	N/A	N/A	N/A	N/A	N/A	N/A	0.045	0.028	0.043
			Other	N/A	N/A	N/A	N/A	N/A	N/A	N/A	0.037	N/A
	Off-net	Incoming	Peak	0	0	0	0	0	0	0.056	0	
			Off-peak	0	N/A	0	N/A	N/A	N/A	0	0.019	0
			Weekend	N/A	N/A	N/A	N/A	N/A	N/A	0	0.019	0
			Other	N/A	N/A	N/A	N/A	N/A	N/A	N/A	0.019	N/A
		Outgoing	Peak	0.111	0.063	0.029	0.046	0.025	0.069	0.130	0.056	0.117
			Off-peak	0.111	N/A	0.029	N/A	N/A	N/A	0.130	0.065	0.117
			Weekend	N/A	N/A	N/A	N/A	N/A	N/A	0.130	0.028	0.043
			Other	N/A	N/A	N/A	N/A	N/A	N/A	N/A	0.047	N/A
Free SMSs												
SMS charges	Basic charge	0.051	N/A	N/A	N/A	0.025	0.050	N/A	N/A	N/A		
	On-net	N/A	0.016	0.022	0.016	N/A	N/A	0.025	0.009	0.016		
	Off-net	N/A	0.031	0.029	0.024	N/A	N/A	0.025	0.019	0.039		
Free MMSs												
MMS Charges	Basic charge	N/A	0.078	0	0.096	0.126		N/A	N/A	0.039		
	On-net	N/A	N/A	N/A	N/A	N/A		N/A	0.019	N/A		
	Off-net	N/A	N/A	N/A	N/A	N/A		N/A	0.065	N/A		
Voice-mail	Registration	N/A	1.56					0.50	N/A	N/A		
	Deposit	N/A	N/A					0.025	N/A	N/A		

	Retrieval	0.051	0.055	0	0	0.076	0.025	0.028	0
Exchange rate		AFG 49.42	NPR 64.00	BDT 68.63	PKR 62.65	INR 39.61	BTN 40.29	SLR 107.2	MVR 12.8
Source		www.xe.com	Yahoo! Finance	Yahoo! Finance	Yahoo! Finance	Yahoo! Finance	http://www.rma.org.bt	Yahoo! Finance	Yahoo! Finance