



J2ME Screenshot - Health Application

Mobile Application use case

Healthcare worker Login

Healthcare worker Registration

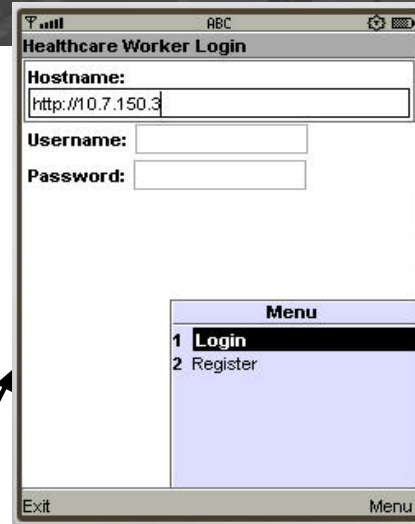
Health Application Main Screen



Health Application Main Screen showing options to launch Healthcare Worker or Healthcare Provider.

Select one to launch:
Healthcare Worker
Healthcare Provider

Launch



Healthcare Worker Login screen with fields for Hostname, Username, and Password, and a Menu with options Login and Register.

Healthcare Worker Login

Hostname:

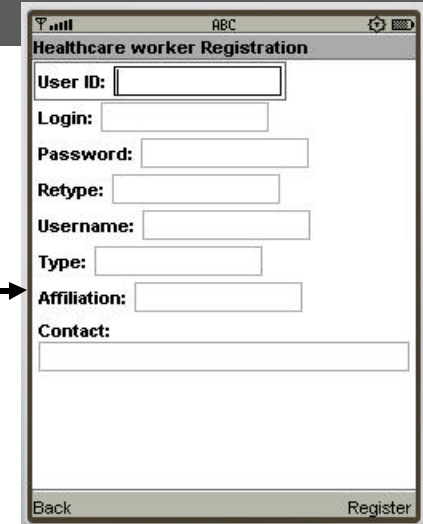
Username:

Password:

Menu

- 1 Login
- 2 Register

Exit Menu



Healthcare worker Registration screen with fields for User ID, Login, Password, Retype, Username, Type, Affiliation, and Contact.

Healthcare worker Registration

User ID:

Login:

Password:

Retype:

Username:

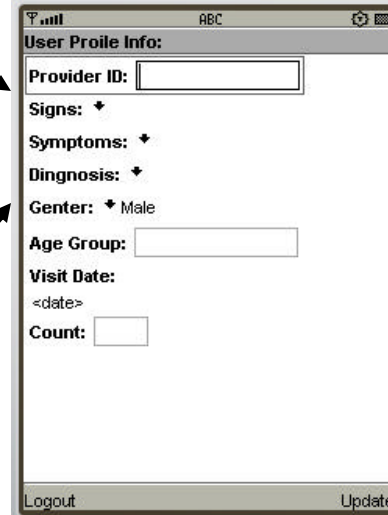
Type:

Affiliation:

Contact:

Back Register

User Profile information



User Profile information screen with fields for Provider ID, Signs, Symptoms, Dingnosis, Gender, Age Group, Visit Date, and Count.

User Profile Info:

Provider ID:

Signs: +

Symptoms: +

Dingnosis: +

Gender: + Male

Age Group:

Visit Date:

Count:

Logout Update

Healthcare provider Registration



Healthcare provider Registration screen with fields for Provider ID, Provider name, Provider Type, Location Info, and Contact.

Healthcare provider Registration

Provider ID:

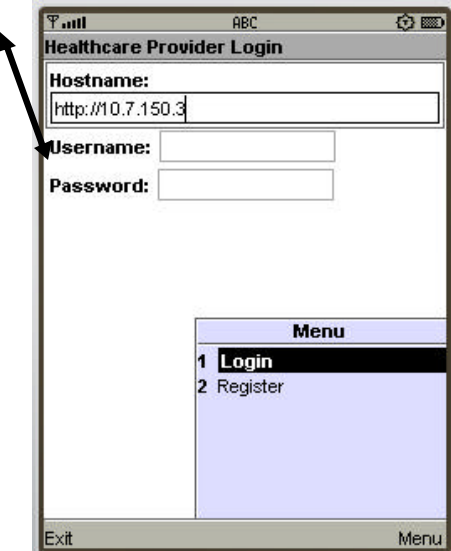
Provider name:

Provider Type:

Location Info:

Contact:

Back Register



Healthcare Provider Login screen with fields for Hostname, Username, and Password, and a Menu with options Login and Register.

Healthcare Provider Login

Hostname:

Username:

Password:

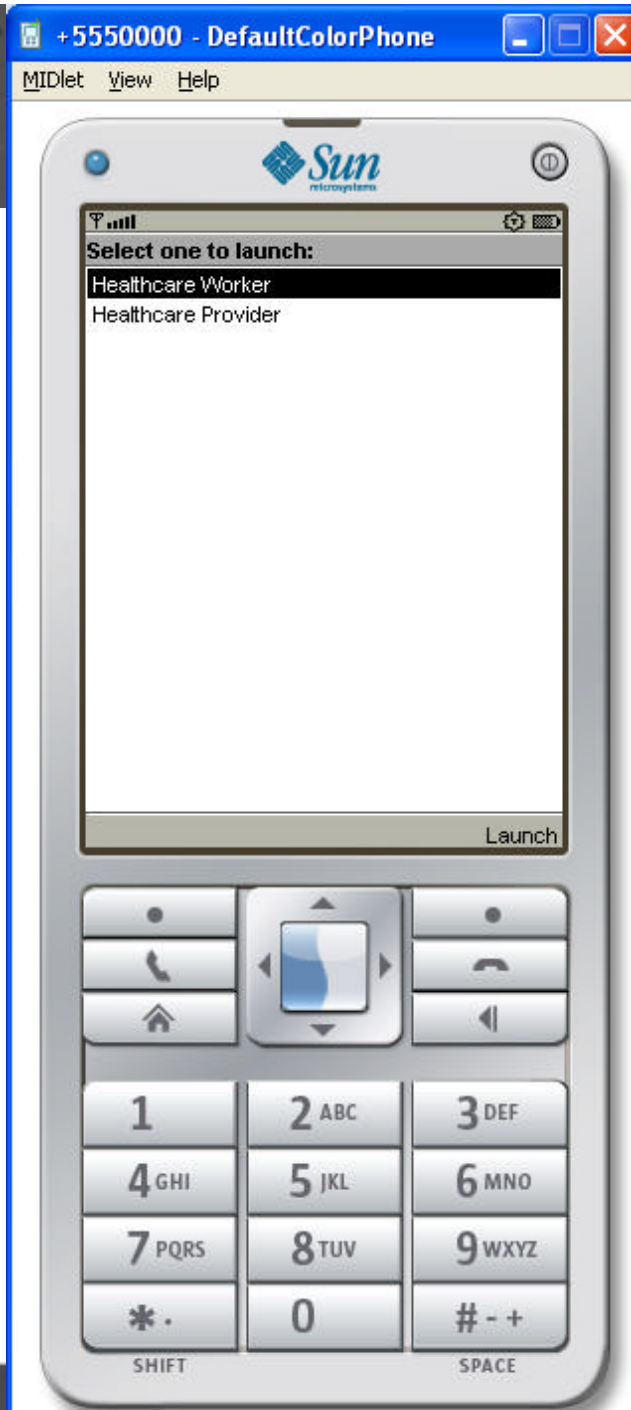
Menu

- 1 Login
- 2 Register

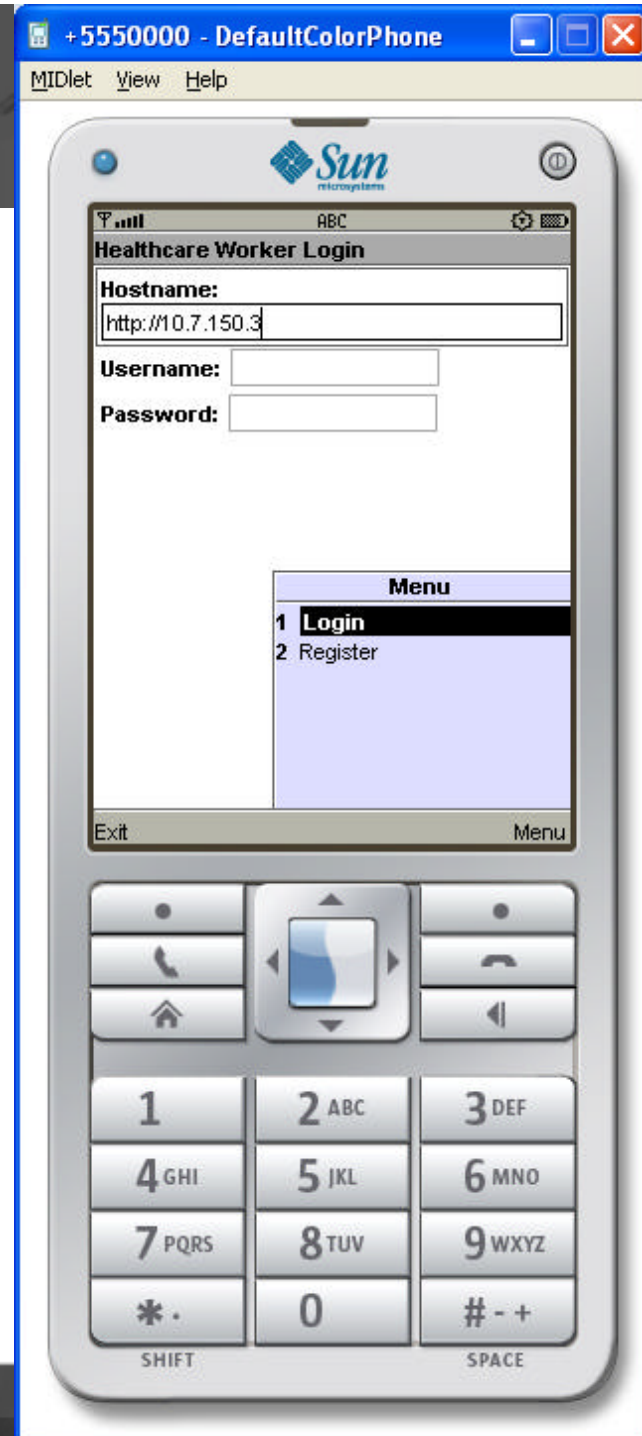
Exit Menu

Healthcare provider Login

Health Application Main Screen



Healthcare worker Login



Healthcare worker Registration

+5550000 - DefaultColorPhone

MIDlet View Help

Sun
microsystems

Healthcare worker Registration

User ID:

Login:

Password:

Retype:

Username:

Type:

Affiliation:

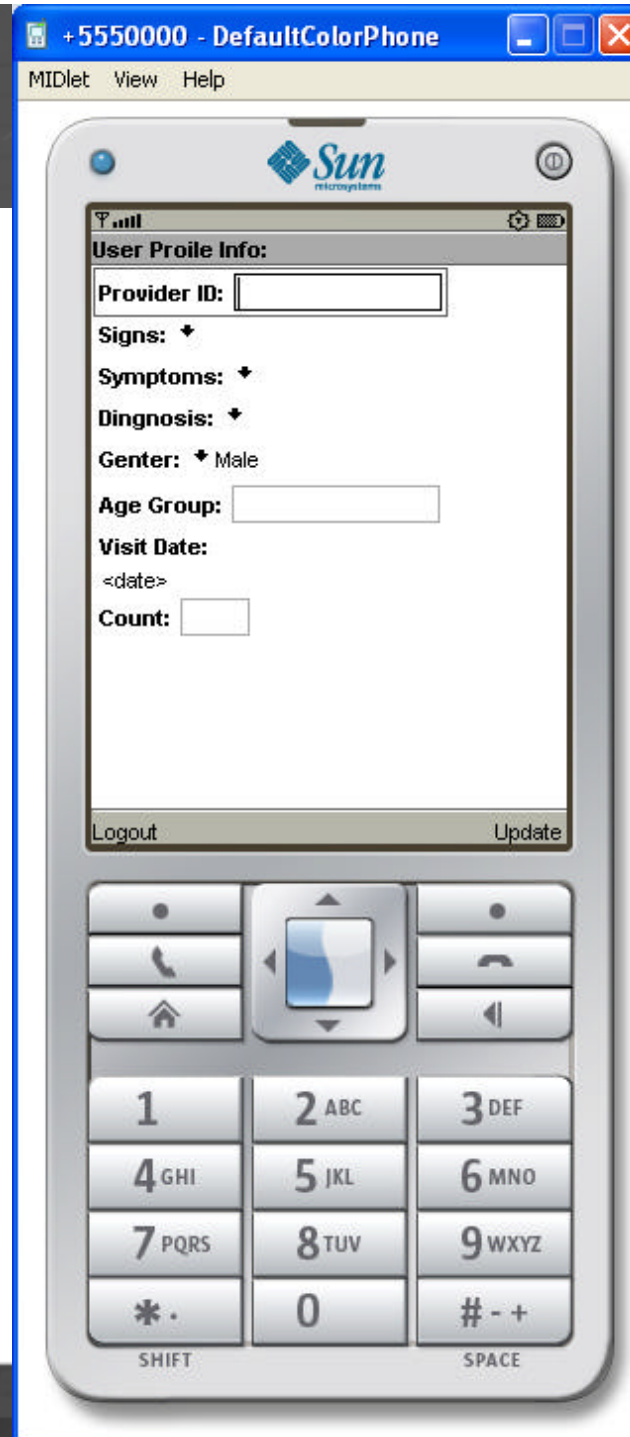
Contact:

Back Register

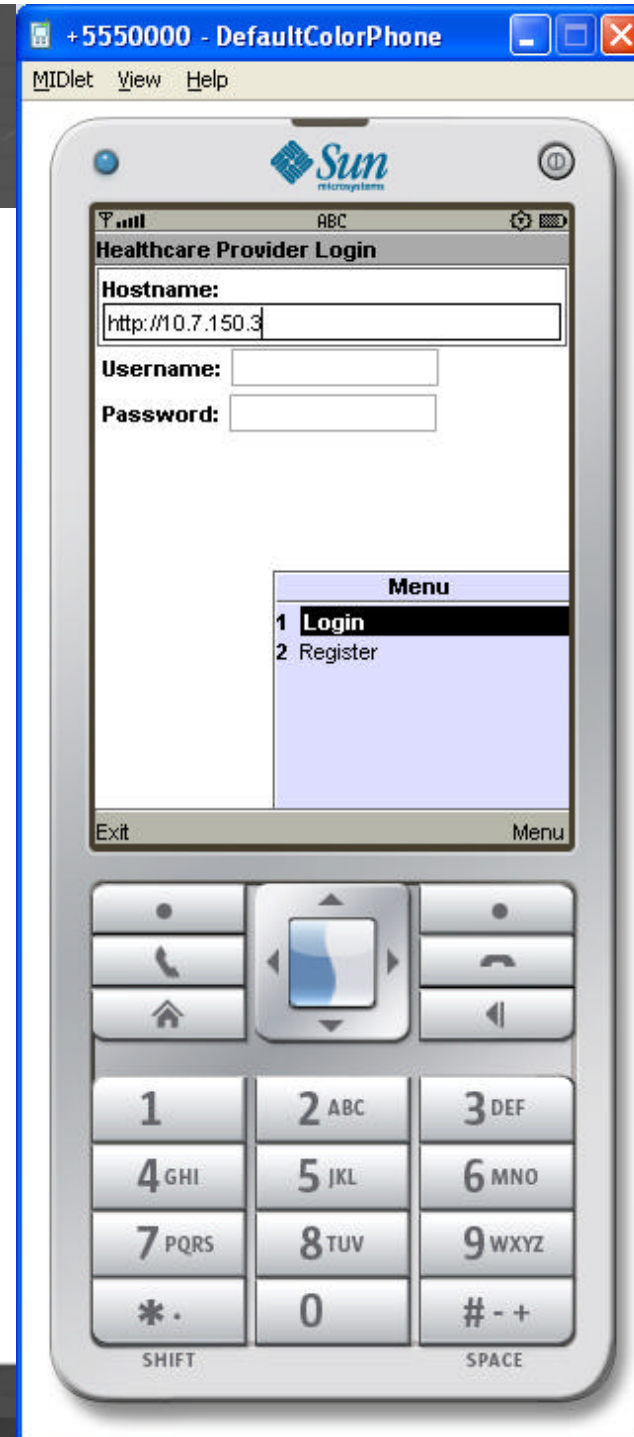
1 2 ABC 3 DEF
4 GHI 5 JKL 6 MNO
7 PQRS 8 TUV 9 WXYZ
* 0 # - +
SHIFT SPACE

- For successful authentication database will return the 'User ID'

**User Profile information
From Healthcare workers**



Healthcare provider Login



Healthcare provider Registration

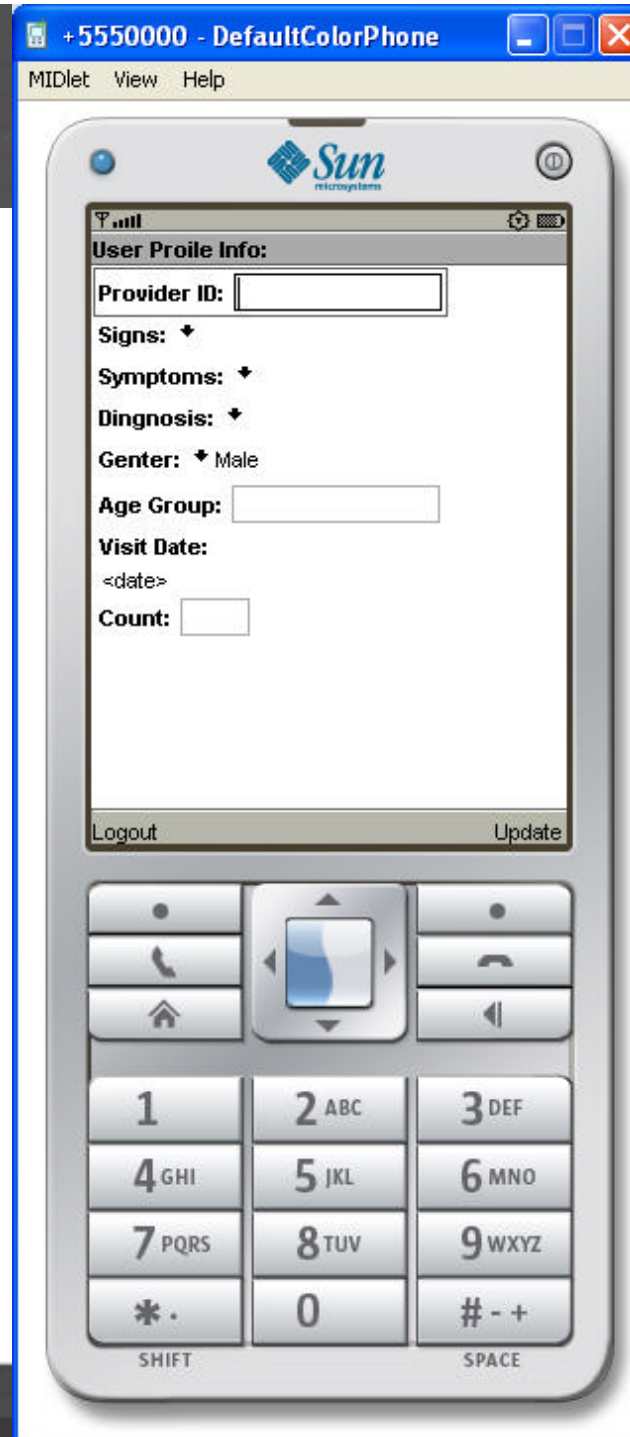
The image shows a screenshot of a mobile phone interface for healthcare provider registration. The phone is a Sun Microsystems device, as indicated by the logo at the top. The screen displays a form titled "Healthcare provider Registration" with the following fields:

- Provider ID:
- Provider name:
- Provider Type:
- Location Info:
- Contact:

At the bottom of the screen, there are two buttons: "Back" and "Register". The phone's keypad is visible below the screen, featuring a central navigation pad and a standard numeric keypad with letters associated with each number (e.g., 2 ABC, 3 DEF, etc.). The phone's status bar at the top shows the number "+5550000" and the text "DefaultColorPhone".

- For successful authentication database will return the ' *Provider ID*'

**User Profile information
From Healthcare providers**



Thank You